


L&G Multi-Strategy Enhanced Commodities UCITS ETF

An update on the underlying index performance for May 2024

Executive summary

- In May 2024, the Barclays Backwardation Tilt Multi-Strategy Capped Total Return index lost -0.62%, underperforming the Bloomberg Commodity TR index by -2.37% as this index gained +1.76% over the same period.



Key risk

Past performance is not a guide to the future. The value of an investment and any income taken from it is not guaranteed and can go down as well as up, you may not get back the amount you originally invested. ¹Rolling annualised return, calculated on a quarterly basis. Performance is calculated net of fees.

Performance Commentary for May 2024

- In May 2024, the Barclays Backwardation Tilt Multi-Strategy Capped Total Return index (“BCC3C3TT”) lost -0.62%, underperforming the Bloomberg Commodity TR index (“BCOMTR”) by -2.37% as this index gained +1.76% over the same period.
- The Multi-Strategy curve-enhancement mechanism contributed negatively (-0.57%) and the Backwardation Tilt mechanism also contributed negatively (-1.79%).
- Many commodities contributed negatively to the relative performance of BCC3C3TT vs. BCOMTR. However, the worst contributor was US Natural Gas (-0.74%), almost entirely due to the Multi-Strategy curve-enhancement mechanism.
- Indeed, the seasonal Dec-24 contract underperformed the front-month rolling BCOM Natural Gas index by -10.4% in May. Weekly US injections in inventories reported by the US DOE were significantly lower than expectations for 3 weeks in-a-row, which pushed US Natural Gas prices significantly higher. Exports from Freeport LNG have resumed at near full capacity in May, which has resulted in a tighter US supply-demand balance for US Natural Gas and has strongly supported prices. Nevertheless, prices fell significantly from their recent highs set on 22-May as prices have been seen as being high enough for producer to ramp up production. Meanwhile, weather forecasts turned cooler, which was seen as limiting electricity-generation demand for natural gas on lower air-conditioning use.
- Please, note that, on 22-May, BCC3C3TT relative performance vs. BCOMTR set a drawdown at -5.97% (since 14-Feb-2024). This was still -4.34% on 31-May. This has been the 3rd largest drawdown in terms of relative performance of BCC3C3TT vs. BCOMTR since 2000. Largest was -10.12% in Sep-Dec-2000 and second largest was -6.52% in Feb-Jun-2016. There have also been 4 other drawdowns in excess of -5% historically, including -5.19% in Aug-Nov-2022. So, the recent drawdown has been well within the normal variability of the relative performance of BCC3C3TT vs. BCOMTR.

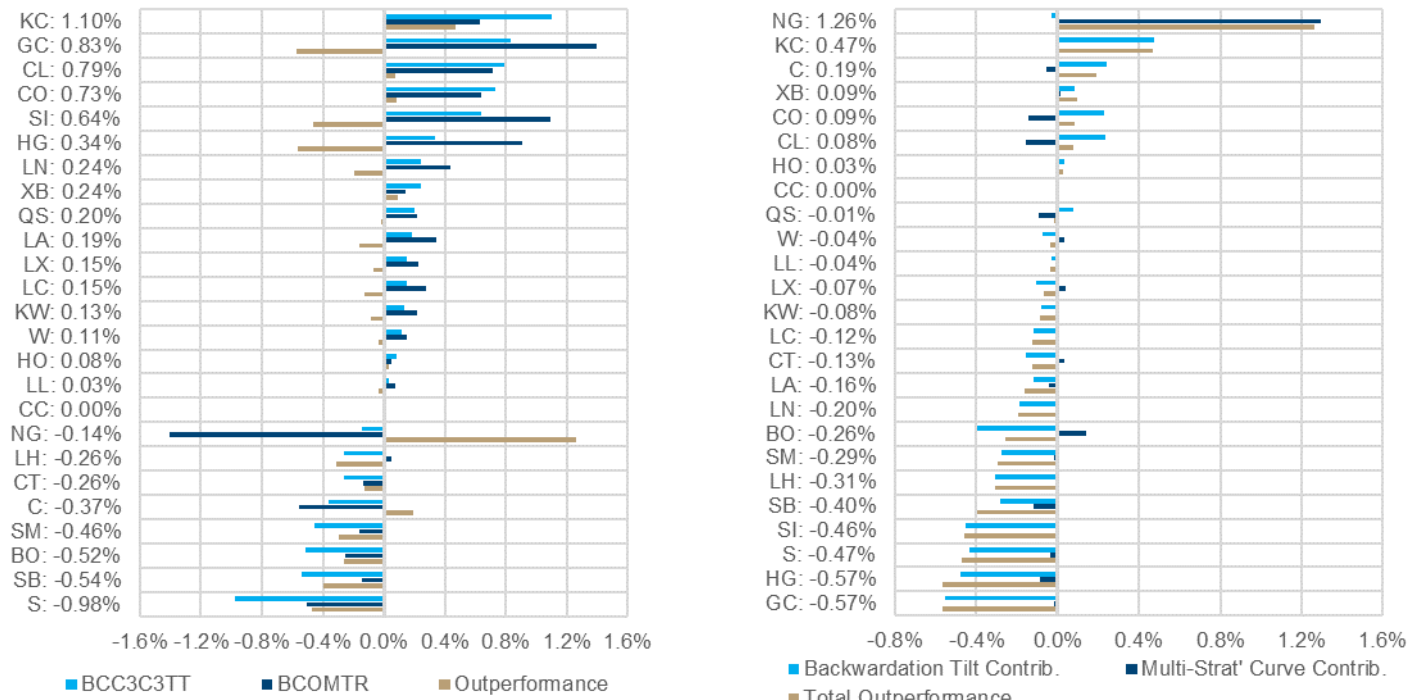


Annualised index performance	2020	2021	2022	2023	2024 YtD ¹
Bloomberg Commodity Index Total Return	-3.12%	27.11%	16.09%	-7.91%	6.79%
Bloomberg Commodity Index 3 Month Forward Total Return	3.48%	33.11%	19.53%	-6.88%	8.12%
Barclays Backwardation Tilt Multi-Strategy Capped Total Return Index	4.42%	44.47%	24.99%	-3.17%	4.77%

As at 31 May 2024, all values are in USD. Performance is shown net of fees embedded in the index when applicable. Past performance is not a guide to the future. The value of an investment and any income taken from it is not guaranteed and can go down as well as up, you may not get back the amount you originally invested. ¹Actual year-to-date performance, not annualised.

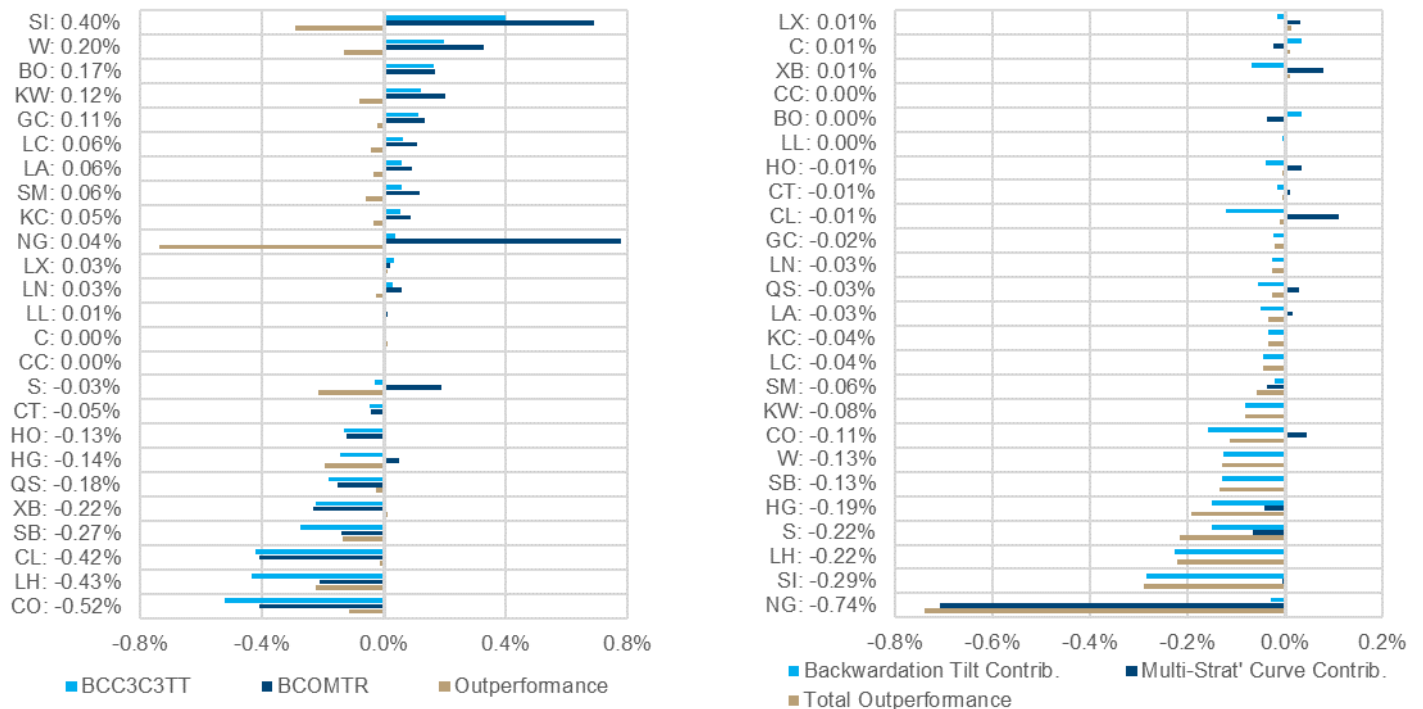
Performance

BCC3C3TT Index Performance and Outperformance Attribution by Commodity – 29-Dec-2023 to 31-May-2024



Source: Barclays. For illustrative purposes only. Figures shown on the Y-axis for the left chart are contributions to BCC3C3TT performance. Figures shown on the Y-axis for the right chart are contributions to the total outperformance of BCC3C3TT vs. BCOMTR.

BCC3C3TT Index Performance and Outperformance Attribution by Commodity – 30-Apr-2024 to 31-May-2024



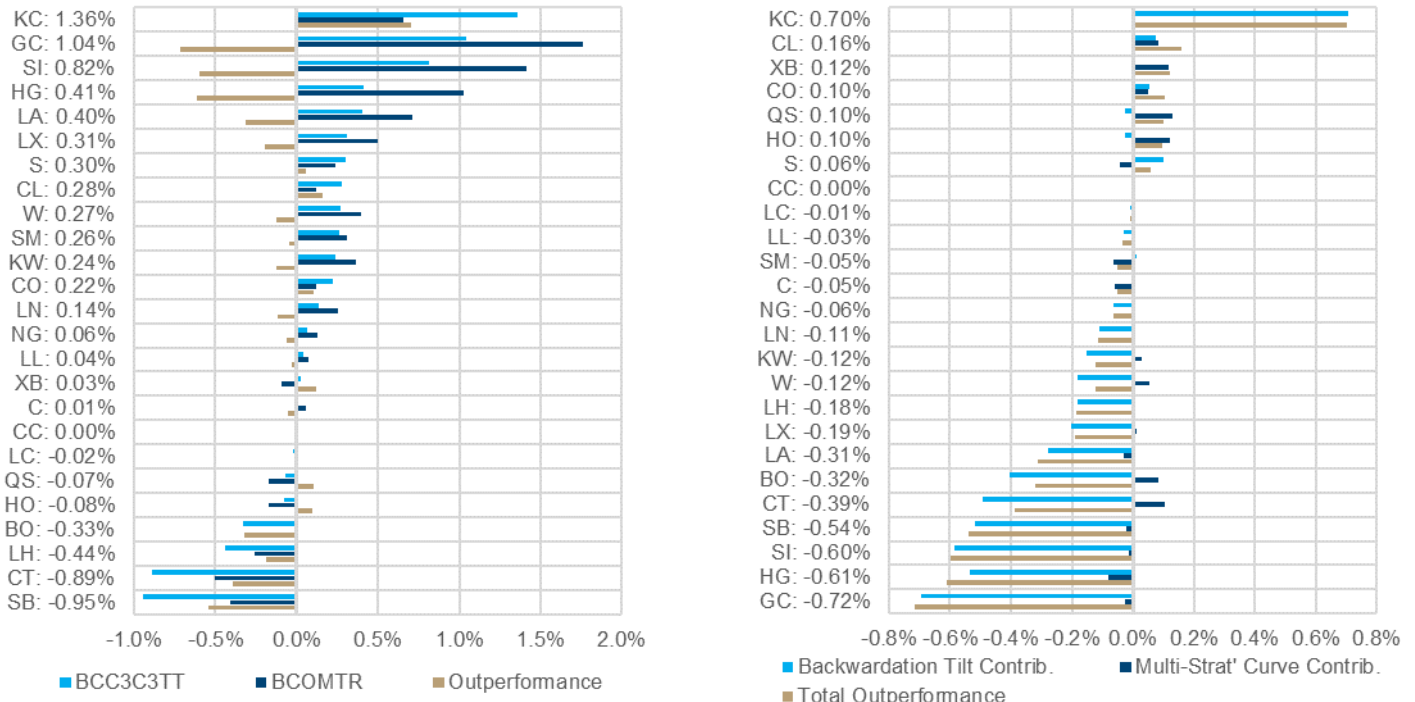
Source: Barclays. For illustrative purposes only. Figures shown on the Y-axis for the left chart are contributions to BCC3C3TT performance. Figures shown on the Y-axis for the right chart are contributions to the total outperformance of BCC3C3TT vs. BCOMTR.

Y-axis legend: BO: CBOT Soybean Oil ; C: CBOT Corn ; CL: NYMEX WTI ; CO: ICE Brent ; CT: ICE Cotton ; GC: COMEX Gold ; HG: COMEX Copper ; HO: NYMEX Heating Oil ; KC: ICE Coffee ; KW: Kansas Wheat ; LA: LME Aluminium ; LC: CME Live Cattle ; LH: CME Lean Hog ; LL: LME Lead ; LN: LME Nickel ; LX: LME Zinc ; NG: NYMEX Natural Gas ; QS: ICE Gasoil ; S: CBOT Soybean ; SB: ICE Sugar ; SI: COMEX Silver ; SM: CBOT Soybean Meal ; W: CBOT Wheat ; XB: NYMEX RBOB Gasoline.

As at 31 May 2024. Performance is shown net of fees embedded in the index when applicable. Past performance is not a guide to the future. The value of an investment and any income taken from it is not guaranteed and can go down as well as up, you may not get back the amount you originally invested.

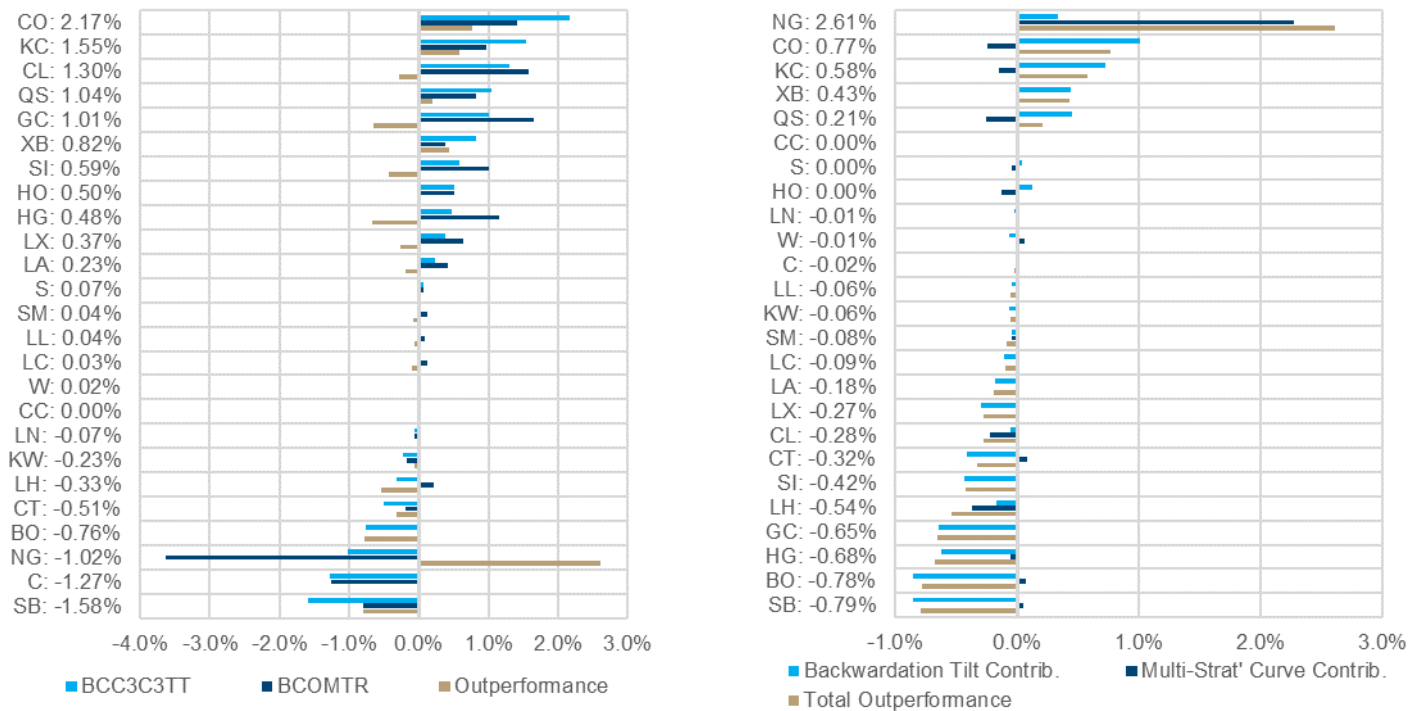
Performance

BCC3C3TT Index Performance and Outperformance Attribution by Commodity – 29-Feb-2024 to 31-May-2024



Source: Barclays. For illustrative purposes only. Figures shown on the Y-axis for the left chart are contributions to BCC3C3TT performance. Figures shown on the Y-axis for the right chart are contributions to the total outperformance of BCC3C3TT vs. BCOMTR.

BCC3C3TT Index Performance and Outperformance Attribution by Commodity – 31-May-2023 to 31-May-2024



Source: Barclays. For illustrative purposes only. Figures shown on the Y-axis for the left chart are contributions to BCC3C3TT performance. Figures shown on the Y-axis for the right chart are contributions to the total outperformance of BCC3C3TT vs. BCOMTR.

Y-axis legend: BO: CBOT Soybean Oil ; C: CBOT Corn ; CL: NYMEX WTI ; CO: ICE Brent ; CT: ICE Cotton ; GC: COMEX Gold ; HG: COMEX Copper ; HO: NYMEX Heating Oil ; KC: ICE Coffee ; KW: Kansas Wheat ; LA: LME Aluminium ; LC: CME Live Cattle ; LH: CME Lean Hog ; LL: LME Lead ; LN: LME Nickel ; LX: LME Zinc ; NG: NYMEX Natural Gas ; QS: ICE Gasoil ; S: CBOT Soybean ; SB: ICE Sugar ; SI: COMEX Silver ; SM: CBOT Soybean Meal ; W: CBOT Wheat ; XB: NYMEX RBOB Gasoline.

As at 31 May 2024. Performance is shown net of fees embedded in the index when applicable. Past performance is not a guide to the future. The value of an investment and any income taken from it is not guaranteed and can go down as well as up, you may not get back the amount you originally invested.

Contact us

For further information about LGIM, please visit www.lgim.com or contact your usual LGIM representative



Key risks

Past performance is not a guide to the future. The value of an investment and any income taken from it is not guaranteed and can go down as well as up, you may not get back the amount you originally invested.

Important information

The information contained in this document (the 'Information') has been prepared by Legal & General Investment Management Limited, Legal and General Assurance (Pensions Management) Limited, LGIM Real Assets (Operator) Limited, Legal & General (Unit Trust Managers) Limited and/or their affiliates ('Legal & General', 'we' or 'us'). Such Information is the property and/or confidential information of Legal & General and may not be disclosed by you to any other person without the prior written consent of Legal & General.

No party shall have any right of action against Legal & General or any provider or source of third party data in relation to the accuracy or completeness of the Information, or any other written or oral information made available in connection with this publication. Any investment advice that we provide to you is based solely on the limited initial information which you have provided to us. No part of this or any other document or presentation provided by us shall be deemed to constitute 'proper advice' for the purposes of the Pensions Act 1995 (as amended). Any limited initial advice given relating to professional services will be further discussed and negotiated in order to agree formal investment guidelines which will form part of written contractual terms between the parties.

Past performance is no guarantee of future results. The value of an investment and any income taken from it is not guaranteed and can go down as well as up, you may not get back the amount you originally invested.

The Information has been produced for use by a professional investor and their advisors only. It should not be distributed without our permission.

The risks associated with each fund or investment strategy are set out in this publication, the relevant prospectus or investment management agreement (as applicable) and these should be read and understood before making any investment decisions. A copy of the relevant documentation can be obtained from your Client Relationship Manager.

Confidentiality and limitations:

Unless otherwise agreed by Legal & General in writing, the Information in this document (a) is for information purposes only and we are not soliciting any action based on it, and (b) is not a recommendation to buy or sell securities or pursue a particular investment strategy; and (c) is not investment, legal, regulatory or tax advice. Any trading or investment decisions taken by you should be based on your own analysis and judgment (and/or that of your professional advisors) and not in reliance on us or the Information. To the fullest extent permitted by law, we exclude all representations, warranties, conditions, undertakings and all other terms of any kind, implied by statute or common law, with respect to the Information including (without limitation) any representations as to the quality, suitability, accuracy or completeness of the Information.

Any projections, estimates or forecasts included in the Information (a) shall not constitute a guarantee of future events, (b) may not consider or reflect all possible future events or conditions relevant to you (for example, market disruption events); and (c) may be based on assumptions or simplifications that may not be relevant to you.

The Information is provided 'as is' and 'as available'. To the fullest extent permitted by law, Legal & General accepts no liability to you or any other recipient of the Information for any loss, damage or cost arising from, or in connection with, any use or reliance on the Information. Without limiting the generality of the foregoing, Legal & General does not accept any liability for any indirect, special or consequential loss howsoever caused and on any theory or liability, whether in contract or tort (including negligence) or otherwise, even if Legal & General has been advised of the possibility of such loss.

Third party data:

Where this document contains third party data ('Third Party Data'), we and any provider of source of Third Party Data cannot guarantee the accuracy, completeness or reliability of such Third Party Data and accept no responsibility or liability whatsoever in respect of such Third Party Data.

Publication, amendments and updates:

We are under no obligation to update or amend the Information or correct any errors in the Information following the date it was delivered to you. Legal & General reserves the right to update this document and/or the Information at any time and without notice.

Although the Information contained in this document is believed to be correct as at the time of printing or publication, no assurance can be given to you that this document is complete or accurate in the light of information that may become available after its publication. The Information may not take into account any relevant events, facts or conditions that have occurred after the publication or printing of this document.

Telephone recording:

As required under applicable laws Legal & General will record all telephone and electronic communications and conversations with you that result or may result in the undertaking of transactions in financial instruments on your behalf. Such records will be kept for a period of five years (or up to seven years upon request from the Financial Conduct Authority (or such successor from time to time)) and will be provided to you upon request.

In the United Kingdom and outside the European Economic Area, it is issued by Legal & General Investment Management Limited, authorised and regulated by the Financial Conduct Authority, No. 119272. Registered in England and Wales No.

02091894 with registered office at One Coleman Street, London, EC2R 5AA. In the European Economic Area, it is issued by LGIM Managers (Europe) Limited, authorised by the Central Bank of Ireland as a UCITS management company (pursuant to European Communities (Undertakings for Collective Investment in Transferable Securities) Regulations, 2011 (S.I. No. 352 of 2011), as amended) and as an alternative investment fund manager with "top up" permissions which enable the firm to carry out certain additional MiFID investment services (pursuant to the European Union (Alternative Investment Fund Managers) Regulations 2013 (S.I. No. 257 of 2013), as amended). Registered in Ireland with the Companies Registration Office (No. 609677). Registered Office: 70 Sir John Rogerson's Quay, Dublin, 2, Ireland. Regulated by the Central Bank of Ireland (No. C173733).

LGIM Managers (Europe) Limited operates a branch network in the European Economic Area, which is subject to supervision by the Central Bank of Ireland. In Italy, the branch office of LGIM Managers (Europe) Limited is subject to limited supervision by the Commissione Nazionale per le società e la Borsa ("CONSOB") and is registered with Banca d'Italia (no. 23978.0) with registered office at Piazza della Repubblica 3, 20121 - Milano, (Companies' Register no. MI - 2557936). In Germany, the branch office of LGIM Managers (Europe) Limited is subject to limited supervision by the German Federal Financial Supervisory Authority ("BaFin"). In the Netherlands, the branch office of LGIM Managers (Europe) Limited is subject to limited supervision by the Dutch Authority for the Financial Markets ("AFM") and it is included in the register held by the AFM and registered with the trade register of the Chamber of Commerce under number 74481231. Details about the full extent of our relevant authorisations and permissions are available from us upon request. For further information on our products (including the product prospectuses), please visit our website.

We may take some or all of the ongoing charges from the Fund's capital rather than the Fund's income. This increases the amount of income, but it reduces the growth potential and may lead to a fall in the value of the Fund. The Fund may have underlying investments that are valued in currencies that are different from GBP. Exchange rate fluctuations will impact the value of your investment. Currency hedging techniques may be applied to reduce this impact but may not entirely eliminate it. The Fund invests directly or indirectly in bonds which are issued by companies or governments. If these companies or governments experience financial difficulty, they may be unable to pay back some or all of the interest, original investment or other payments that they owe. If this happens, the value of the Fund may fall. The Fund could lose money if any institutions providing services such as acting as counterparty to derivatives or other instruments, becomes unwilling or unable to meet its obligations to the Fund. Derivatives are highly sensitive to changes in the value of the asset on which they are based and can increase the size of losses and gains. The impact to the Fund can be greater where derivatives are used in an extensive or complex way.

BARCLAYS AND THE INDEX SPONSOR DO NOT GUARANTEE, AND SHALL HAVE NO LIABILITY TO THE PURCHASERS OR TRADERS, AS THE CASE MAY BE, OF THE TRANSACTION OR TO THIRD PARTIES FOR, THE QUALITY, ACCURACY AND/OR COMPLETENESS OF THE BARCLAYS INDICES, OR ANY DATA INCLUDED THEREIN, OR FOR INTERRUPTIONS IN THE DELIVERY OF THE BARCLAYS INDICES. BARCLAYS AND THE INDEX SPONSOR MAKE NO EXPRESS OR IMPLIED WARRANTIES, AND HEREBY EXPRESSLY DISCLAIM ALL WARRANTIES OF MERCHANTABILITY OR FITNESS FOR A PARTICULAR PURPOSE OR USE WITH RESPECT TO THE BARCLAYS INDICES, INCLUDING WITHOUT LIMITATION, THE APPROVED INDICES, OR ANY DATA INCLUDED THEREIN. WITHOUT LIMITING ANY OF THE FOREGOING, IN NO EVENT SHALL BARCLAYS OR THE INDEX SPONSOR HAVE ANY LIABILITY FOR ANY SPECIAL, PUNITIVE, INDIRECT, OR CONSEQUENTIAL DAMAGES (INCLUDING LOST PROFITS), EVEN IF NOTIFIED OF THE POSSIBILITY OF SUCH DAMAGES SAVE TO THE EXTENT THAT SUCH EXCLUSION OF LIABILITY IS PROHIBITED BY LAW.

Index Disclaimer

Neither Barclays Bank PLC nor any of its affiliates (collectively "Barclays") is the issuer or producer of L&G Multi-Strategy Enhanced Commodities UCITS ETF (the "Fund") and Barclays has no responsibilities, obligations or duties to investors in the Fund. The Barclays Backwardation Tilt Multi-Strategy Capped Total Return Index (the "Index") is a trademark owned by Barclays Bank PLC and, together with any component indices and index data, is licensed for the benefit of Legal & General UCITS ETF PLC as the issuer or producer of the Fund (the "Issuer"). Barclays' only relationship with the Issuer in respect of the Index is the licensing of the Index, which is administered, compiled and published by the index sponsor (the "Index Sponsor") without regard to the Issuer or the Fund or investors in the Fund. Additionally, Legal & General UCITS ETF PLC as issuer or producer of the Fund may for itself execute transaction(s) with Barclays in or relating to the Index in connection with the Fund. Investors acquire the Fund from Legal & General UCITS ETF PLC and investors neither acquire any interest in the Index nor enter into any relationship of any kind whatsoever with Barclays upon making an investment in the Fund. The Fund is not sponsored, endorsed, sold or promoted by Barclays. The Index Sponsor role is performed by Barclays Index Administration ("BINDA"). BINDA is a distinct function within Barclays Bank PLC. As the administration function providing Barclays' indices, BINDA operates independently from Barclays Bank PLC's sales, trading and structuring desks and investment managers. Notwithstanding the foregoing, potential conflicts of interest exist as a consequence of Barclays Bank PLC operating index administration alongside its other businesses.

D004524